



IMPORTANT NOTICE

The content of information contained in these slides and the accompanying verbal presentation (together, the “Presentation”) has not been approved by an authorised person within the meaning of the Financial Services and Markets Act 2000 (“FSMA”). Reliance upon this Presentation for the purpose of engaging in any investment activity may expose an individual to a significant risk of losing all of the property or other assets invested. If any person is in any doubt as to the contents of this Presentation, they should seek independent advice from a person who is authorised for the purposes of FSMA and who specialises in advising in investments of this kind.

This Presentation is being supplied to you solely for your information. This Presentation has been prepared by, and is the sole responsibility of, Sunrise Resources plc (the “Company”). The directors of the Company have taken all reasonable care to ensure that the facts stated herein are true to the best of their knowledge, information and belief.

This Presentation does not constitute, or form part of, an admission document, listing particulars or a prospectus relating to the Company, nor does it constitute, or form part of, any offer or invitation to sell or issue, or any solicitation of any offer to purchase or subscribe for, any shares in the Company nor shall it or any part of it, or the fact of its distribution, form the basis of, or be relied upon in connection with, or act as any inducement to enter into any contract therefor. The information in this Presentation is provided as at the date of this presentation and as such is preliminary in nature, has not been fully verified by the Company and is subject to material amendment, updating and change. The Company undertake no obligation to provide the recipient with access to any additional information or to update this Presentation or any additional information or to correct any inaccuracies in any such information which may become apparent. This document sets out certain features of the Company and does not purport to provide a complete description of the Company or the shares in the Company.

No reliance may be placed for any purpose whatsoever on the information contained in this Presentation or on its completeness, accuracy or fairness thereof, nor is any responsibility accepted for any errors, misstatements in, or omission from, this Presentation or any direct or consequential loss however arising from any use of, or reliance on, this Presentation or otherwise in connection with it.

By accepting this Presentation you confirm, represent and warrant that you have consented to receive information in respect of securities of the Company and other price-affected securities (as defined in the Criminal Justice Act 1993 (“CJA”)) which makes you an “insider” for the purposes of Part V of the CJA, and you agree not to deal in any securities of the Company until such time as the inside information (as defined in the CJA) of which you have been made aware has been made public for the purposes of the CJA.

This Presentation may not be reproduced or redistributed, in whole or in part, to any other person, or published, in whole or in part, for any purpose without the prior consent of the Company. The contents of this Presentation are confidential and are subject to updating, completion, revision, further verification and amendment without notice.

The Presentation is being distributed on request only to, and is directed at, authorised persons or exempt persons within the meaning of FSMA or any order made thereunder or to those persons falling within the following articles of the Financial Services and Markets Act 2000 (Financial Promotion) Order 2005 (as amended) (the “Financial Promotion Order”): Investment Professionals (as defined in Article 19(5)), members and creditors of certain bodies corporate (as defined in Article 43 (2)) High Net Worth Companies (as defined in Article 49(2)). Persons who do not fall within any of these definitions should not rely on this Presentation nor take any action upon it but should return it immediately to the Company. This Presentation is exempt from the general restriction in section 21 of FSMA relating to the communication of invitations or inducements to engage in investment activity on the grounds that it is made only to certain categories of persons.

Neither this Presentation nor any copy of it should be distributed, directly or indirectly, by any means (including electronic transmission) to any persons with addresses in the United States of America (or any of its territories or possessions) (together, the “US”), Canada, Japan, Australia, the Republic of South Africa or the Republic of Ireland, or to any corporation, partnership or other entity created or organised under the laws thereof, or in any other country outside the United Kingdom where such distribution may lead to a breach of any legal or regulatory requirement. The recipients should inform themselves about and observe any such requirements or relationship.

The Company’s ordinary shares have not been, and are not expected to be, registered under the United States Securities Act 1933, as amended, (the “US Securities Act”) or under the securities laws of any other jurisdiction, and are not being offered or sold, directly or indirectly, within or into the US, Canada, Japan, Australia, the Republic of South Africa or the Republic of Ireland or to, or for the account or benefit of, any US persons or any national, citizen or resident of the US, Canada, Japan, Australia, the Republic of South Africa or the Republic of Ireland, unless such offer or sale would qualify for an exemption from registration under the US Securities Act and/or any other applicable securities laws.

Past Performance

This Presentation contains statements regarding the past performance of the Company’s ordinary shares. Past performance cannot be relied upon as a guide to future performance.

Forward-looking Statements

This Presentation or documents referred to in it contain forward-looking statements. These statements relate to the future prospects developments and business strategies of the Company and its subsidiaries (the “Group”). Forward-looking statements are identified by the use of such terms as “believe”, “could”, “envisage”, “estimate”, “potential”, “intend”, “may”, “plan”, “will” or the negative of those, variations or comparable expressions, including references to assumptions. The forward-looking statements contained in this Presentation are based on current expectations and are subject to risks and uncertainties that could cause actual results to differ materially from those expressed or implied by those statements. If one or more of these risks or uncertainties materialises, or if underlying assumptions prove incorrect, the Group’s actual results may vary materially from those expected, estimated or projected. Given these risks and uncertainties, potential investors should not place any reliance on forward-looking statements. These forward-looking statements speak only as at the date of this Presentation.

No undertaking, representation, warranty or other assurance, expressed or implied, is made or given by or on behalf of the Company or any of its directors, officers, partners, employees or advisers or any other person as to the accuracy or the completeness of the information or opinions contained herein and to the extent permitted by law no responsibility or liability is accepted by any of them for any such information or opinions. Notwithstanding the aforesaid, nothing in this paragraph shall exclude liability for any representation or warranty made fraudulently.

DIRECTORS & OFFICERS



Patrick Cheetham
Executive Chairman

(Owns 8.8% of Company)

A geologist with over 41 years in exploration management and 35 years as executive director of publicly traded companies including Australian companies Dragon Mining Ltd & Archaean Gold NL. Currently Executive Chairman AIM traded Tertiary Minerals plc.



James Cole
Non-Executive Director

(Owns 0.9% of Company)

Chartered Accountant. Director of Goal Group, Formerly CFO for Cominco Resources Ltd, AIM/TSX traded European Minerals Corporation plc and TSX/OSE traded Crew Gold Corporation.



Adam Hainsworth
Non-Executive Director

(Owns 4.2% of Company)

An experienced commercial director, he has spent the majority of his career working in a variety of roles for his family's textile business, AW Hainsworth & Sons Limited. He has been involved in the sale and purchase of multiple different businesses.



Rod Venables
Company Secretary

A qualified solicitor with extensive experience in corporate finance and broking with Greig Middleton, Old Mutual Securities, Allenby Capital and Northland Capital Partners Limited.

Company is participating in a multi-decade structural bull market in commodities driven by:

- **Chronic under-investment in supply:**

- Fewer new mines and fewer discoveries
- Aging mines with declining ore grades or
- Long lead times (210 years+) for new developments due to increasing environmental regulation
- Commodity inventories are relatively low – low buffers amplify price movements

- **Energy transition – massive new demand:**

- EV, grids, renewables require large amounts of copper, nickel, lithium, silver and aluminium and rare-earths

- **Reindustrialisation & infrastructure spending:**

- Rebuilding post-Covid supply chains
- Geopolitical tensions & China decoupling
- Rebuilding of military capacity
- Increasing demand from South-east China

- **Inflation + preference for real assets:**

- In higher inflation regimes commodities historically outperform financial assets





Balanced Portfolio of Resource Projects in Nevada and Australia:

- Advance and exploration stage projects
- Industrial mineral, precious metal and base metal projects
- Royalty interests



Nevada & Western Australia - Favourable Mining Jurisdictions:

- Nevada is rated #1 for Investment Attractiveness Index for global mining jurisdictions (Fraser Institute Survey 2025) setting the industry benchmark
- President Trump’s onshoring policies to benefit commodities in the USA
- Western Australia is ranked #4 by Fraser Institute



Hybrid Project Generator/Explorer Model

- Track record of generating high value projects at low cost



**Low market capitalisation
= very attractive entry price**

Management’s shareholdings aligned with investors’ interests

Directors Shareholdings (as at 23 March 2026)		
Patrick Cheetham	685,761,926	8.78%
Adam Hainsworth	325,738,372	4.17%
James Cole	72,533,808	0.93%

Share Structure (as at 23 March 2026)	
Listing	AIM: SRES
Shares on issue	7,812,401,836
Warrants (0.05-0.195p)	17,000,000
Market Capitalisation (undiluted)	£2.15 million
Share Price 12-month range	0.013-0.040p

Sunrise Resources plc is a low-cost project generator working in mining friendly, politically stable, Nevada, USA & Western Australia.

Holds a diverse portfolio of projects and royalty interest for industrial minerals, precious and base metals.

Our **Strategy** is to:

- Identify, acquire at low cost and add value to mineral opportunities through exploration.
- Partner with relevant leaders in their respective industries.
- Establish long-term earnings through joint developments, project sales and retained royalty interests.

Strategy Outcomes to date:

- Recent Option/Sale agreements for **Pioche Sepiolite Project** and **Hazen Project**.
- Ongoing exploration by leading gold producer **Kinross Gold** on **our Jacksons Wash Gold Project** under continuing Option/Sale/royalty agreement.
- Retained royalty interests in **Garfield Copper-Gold**, **Crow Springs Diatomite** and **Stonewall Gold-Silver Projects**.
- Multiple drill-stage projects acquired by low-cost claim staking including, most recently the **Reese Ridge Zinc-Lead-Silver** Project. Drilling now required.

NATURAL POZZOLAN FOR GREEN CEMENT & CONCRETE

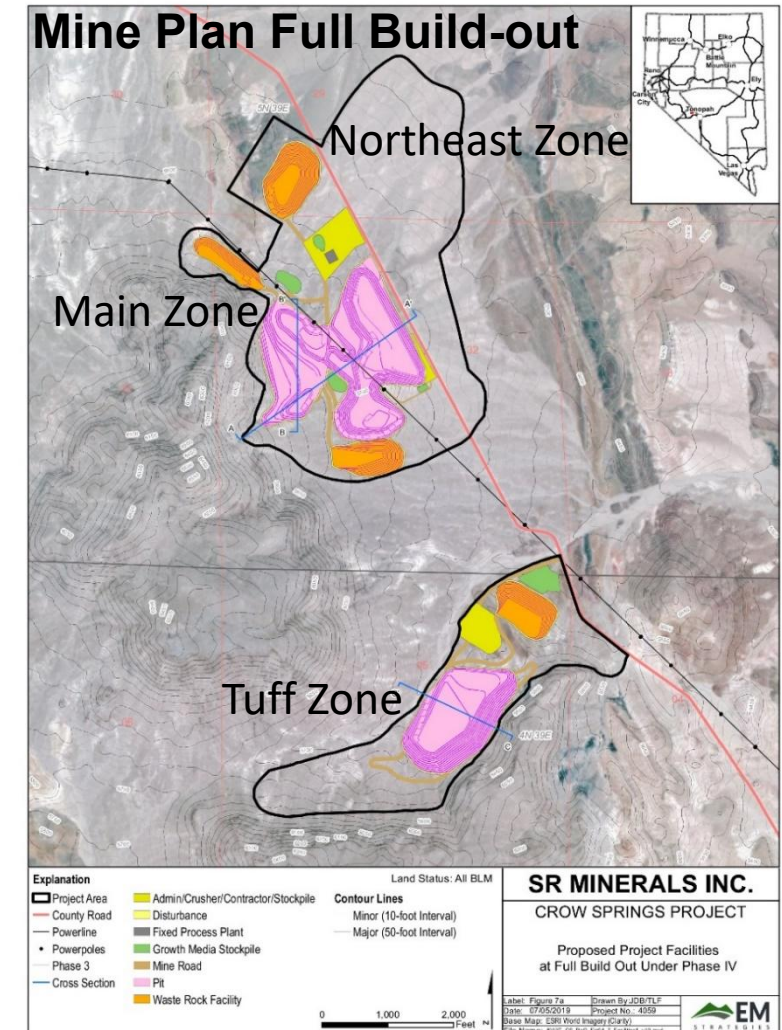
Pozzolan: any material which is cementitious when mixed with lime and water.

- The production of Portland cement, the traditional binding (cementitious) material in mortars and concrete is responsible for 8% of global CO₂ emissions.
- Pozzolans can replace a significant portion of Portland cement in mortars and concrete mixes – producing a greener cement with less embodied carbon. Pozzolans are “supplementary cementitious materials”.
- Pozzolans can be industrial:
 - e.g. the ash (“Fly ash”) produced from burning coal in power stations.
- or Natural:
 - e.g. glassy volcanic ash and pyroclastic material.
- Fly ash supplies under threat from closure of uncompetitive coal-fired power stations.
- Natural pozzolans use is increasing.
- Momentum building in the supplementary cementitious materials space. This was led by Eco Material Technologies’ investment in the Kirkland natural pozzolan mine in Arizona, followed by the acquisition of the Geofortis’ natural pozzolan operation in Utah by Ash Grove Cement, and most recently by the US\$2.1 billion acquisition of Eco Material Technologies by global buildings material group, CRH.



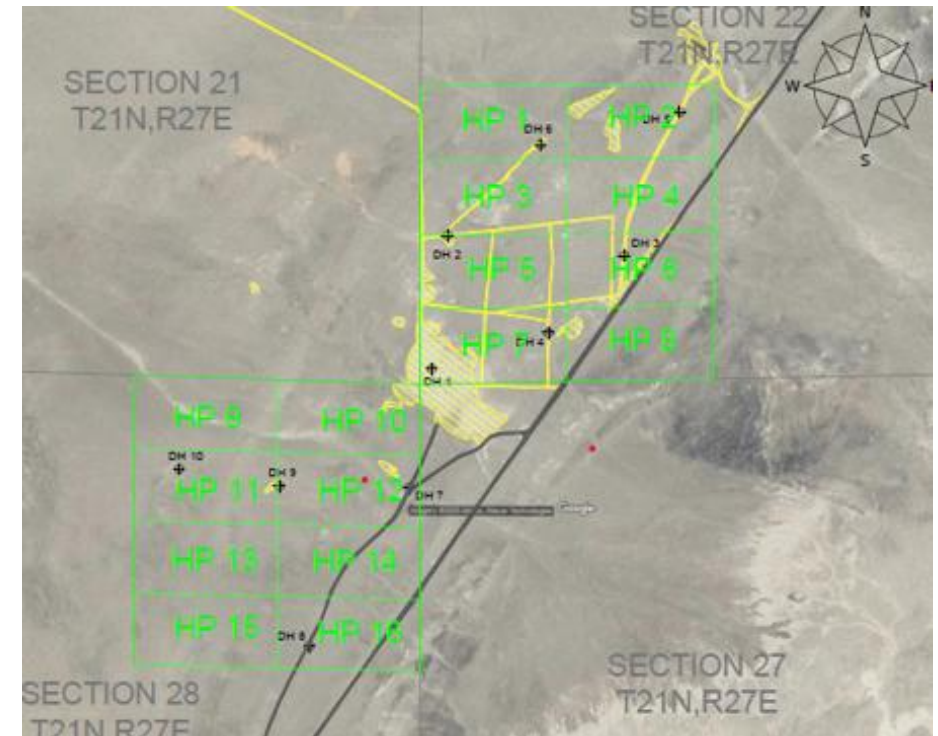
CS NATURAL POZZOLAN PROJECT, NEVADA - MINE READY

- **Permitted for production** – key permits in place, first drill hole to issue of mine permit in just 4 years. Permitted for up to 500,000 tons/year.
- **Long-life open-pit mine project** – 27-year mine plan targeting production of:
 - 14.5 million tons of pozzolan at starting rate of 100,000 tons/per year, climbing up to 500,000 tons/per year.
- Large unexplored areas (Northeast Zone) can substantially increase mine life.
- Targeting growing pozzolan markets in southern California and Nevada.
- Fly ash pozzolan currently sells for c. US\$120-125 delivered into southern California, Las Vegas and sets a benchmark for pricing natural pozzolan.
- Cement price is currently around US\$140 and rising.
- Book value (Company Spend) £1.4 million.
- Two truckloads, each 25-ton, recently provided to potential customer for testing in green cement and concrete mixes. Results awaited.



HAZEN POZZOLAN PROJECT, NEVADA

- Former pumice mine worked for lightweight aggregate.
- Trial mining competed.
- 10 drill holes completed by large materials company in 2025 under expired option agreement.
- Drilling results awaited.



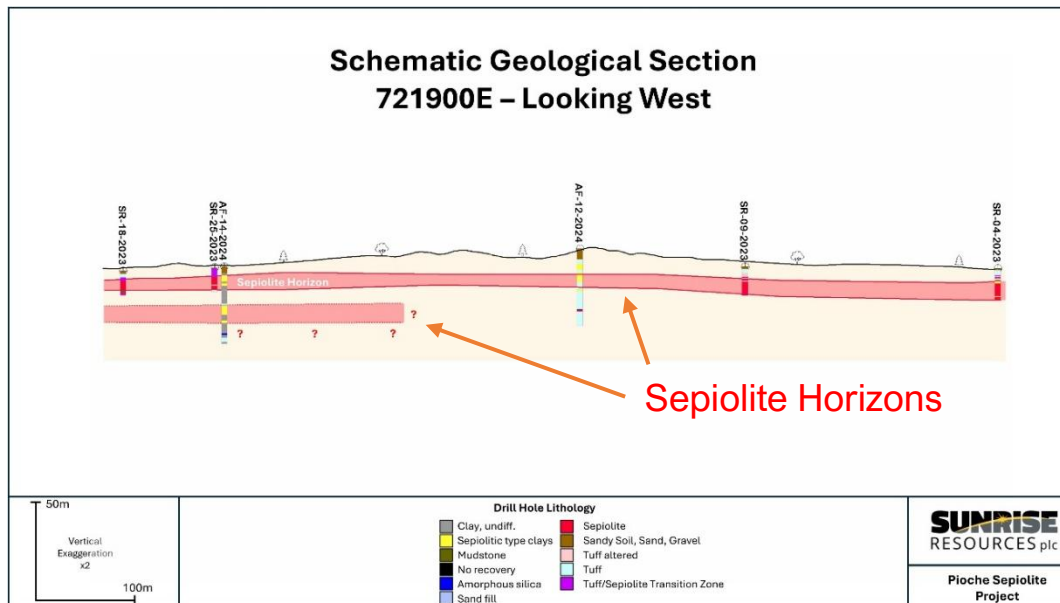
Location:

- Adjacent to gravel road.
- 9 miles from highway and rail siding.
- 20 miles from nearest cement plant.
- Road and rail linked to major markets of Northern Nevada & Northern California .

PIOCHE SEPIOLITE PROJECT, NEVADA

A large drill-defined deposit of the rare clay mineral, sepiolite.

- Previously under sale option to Spanish company for US\$1.4 million + 3% revenue royalty. Option fees received: US\$150,000.
- Explored under option – trenching, drilling and sample testing.
- Only other US sepiolite mine is limited by areas of critical environmental concern.



Sepiolite is a very uncommon clay because of both its unique characteristics and scarce occurrence. There are very few commercial deposits in the world.

It is used in light-weight non-clumping pet litters; extensively in agriculture as a slow-release absorbent and adsorbent carrier for chemicals and pesticides; in animal feeds as a binder and carrier for nutrients and growth promoter and as a suspending agent and viscosity modifier in drilling muds, paints, medicines, pharmaceuticals and cosmetics.

Prices for sepiolite products depend on percentage sepiolite content and the degree of processing which affects the applications and can reach over US \$1,800/t for specialist sepiolite products.

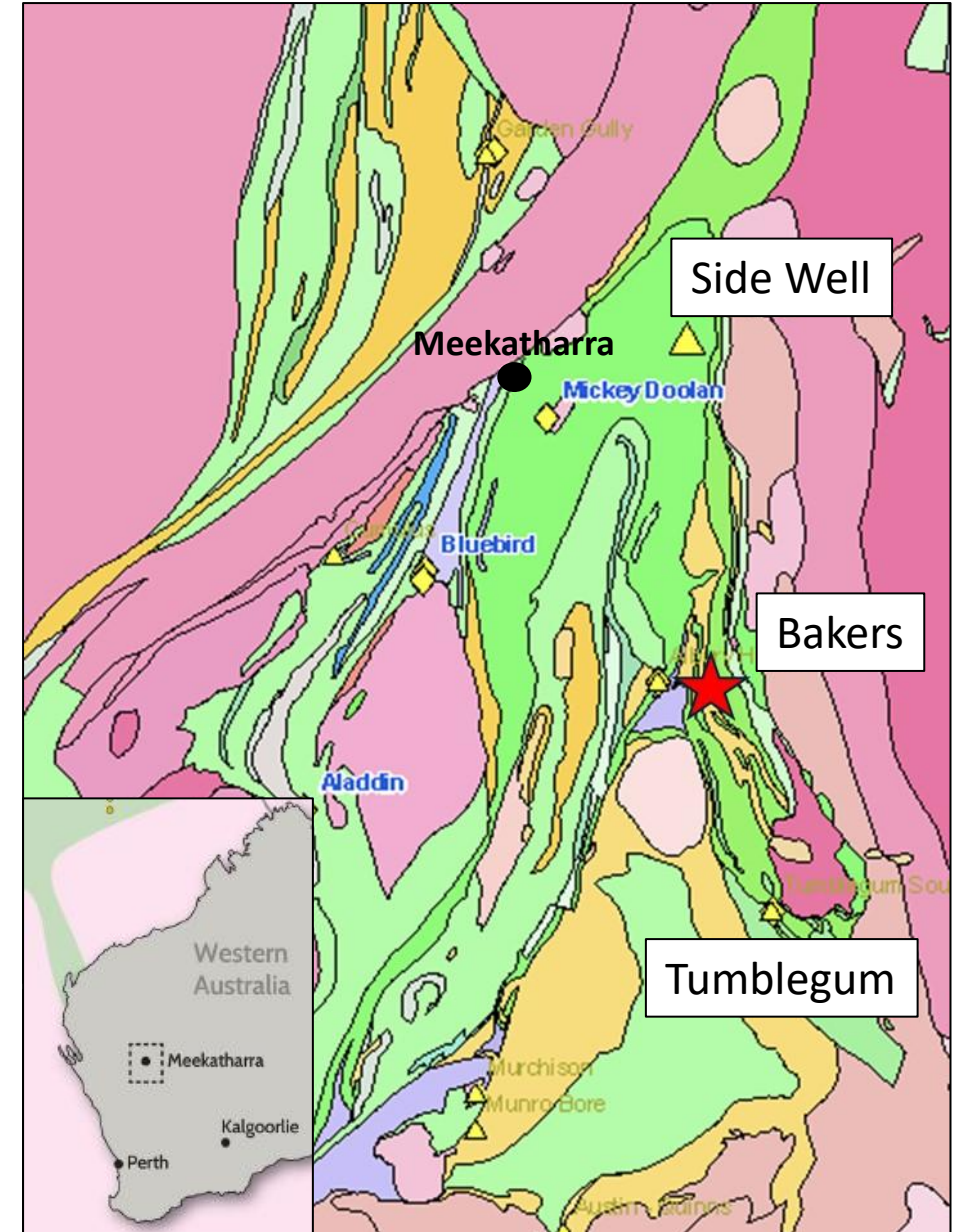
BAKER'S GOLD PROJECT, WESTERN AUSTRALIA

Project is located:

- 25 kilometres south-east of Meekatharra in the Murchison Goldfield of Western Australia which has yielded several million ounces of gold from present and past producing gold mines.
- On the eastern limb of the Meekatharra Greenstone Belt.

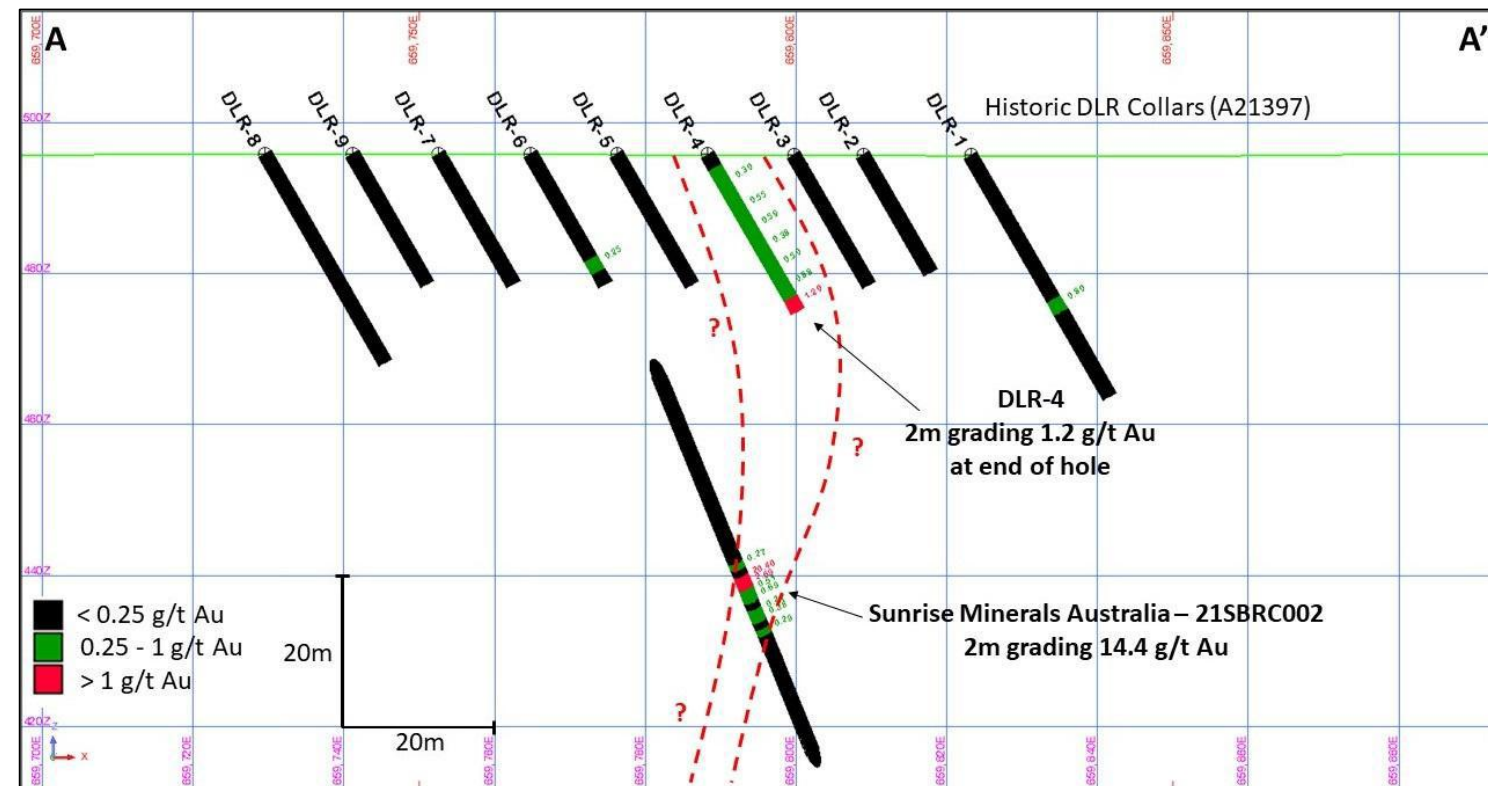
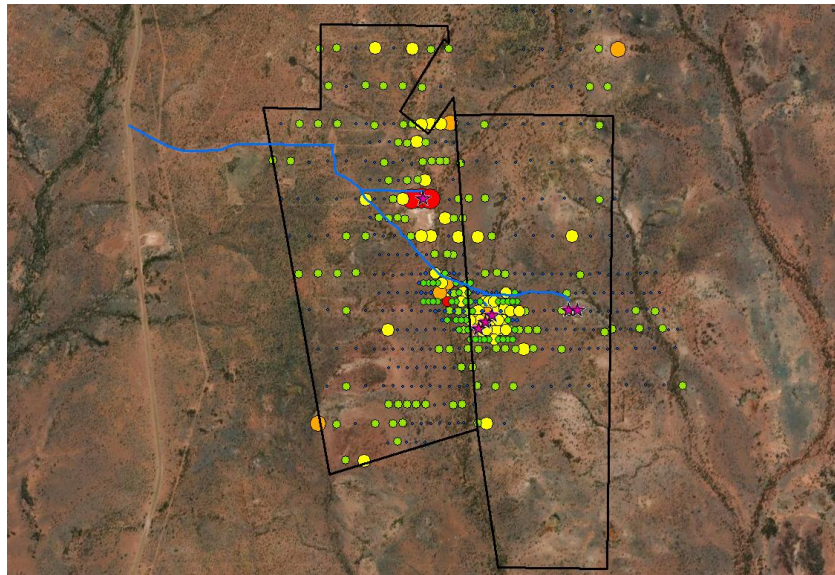
New gold discoveries on eastern limb place the Bakers Gold Project in a high priority target area:

- Great Boulder Resources Side Well Project:
1,021,000oz Au @ 2.0g/t Au
(Mineral Resource, ASX 18/12/25)
- Tumblegum mine development: a high-grade gold mining project led by Star Minerals. Starting open-pit operations in early 2026, targeting a 616,000-tonne resource at 2.28g/t



BAKER'S GOLD PROJECT, WESTERN AUSTRALIA

- Sunrise has previously carried out mapping, soil sampling and a first round of drilling.
- Drilling intersected high grade gold mineralisation:
 - Hole 21SBRC002 : **2m grading 14.4 g/t gold from 64m downhole.**
- **Follow up drilling now required.**



REESE RIDGE ZINC-LEAD-SILVER PROJECT, NEVADA

Drill ready target.

- Prospective for Carbonate Replacement Deposit. CRD deposits can be large and high grade. e.g. Hermosa Project (Arizona) purchased by South32 for US\$1.2 billion and now under development.
- High grade zinc-lead-silver values in oxidised limestone/dolomite surface samples may be distal expression and possibly more widespread as visually unremarkable and easily missed.
 - **13.6% zinc, 12.8% lead, 146 ppm silver, 68ppm gallium**
 - **29.6% zinc, 0.3% lead, 7 ppm silver, 23ppm gallium**
- Additional reconnaissance samples grade **over 300 g/t silver**.
- Also contains Gallium, a strategic metal as approx. 80% is supplied from China.
- Surface mineralisation overlies compelling geophysical anomaly - an exciting drill target.
- Secondary target for Carlin-type gold in Lower Plate limestone (exposed window). Silicification, decalcified of limestone/dolomite, anomalous gold and arsenic reported in drilling adjacent Upper Plate rocks.
- **Drilling now required**



CLAYTON SILVER PROJECT, NEVADA

Epithermal Silver Project

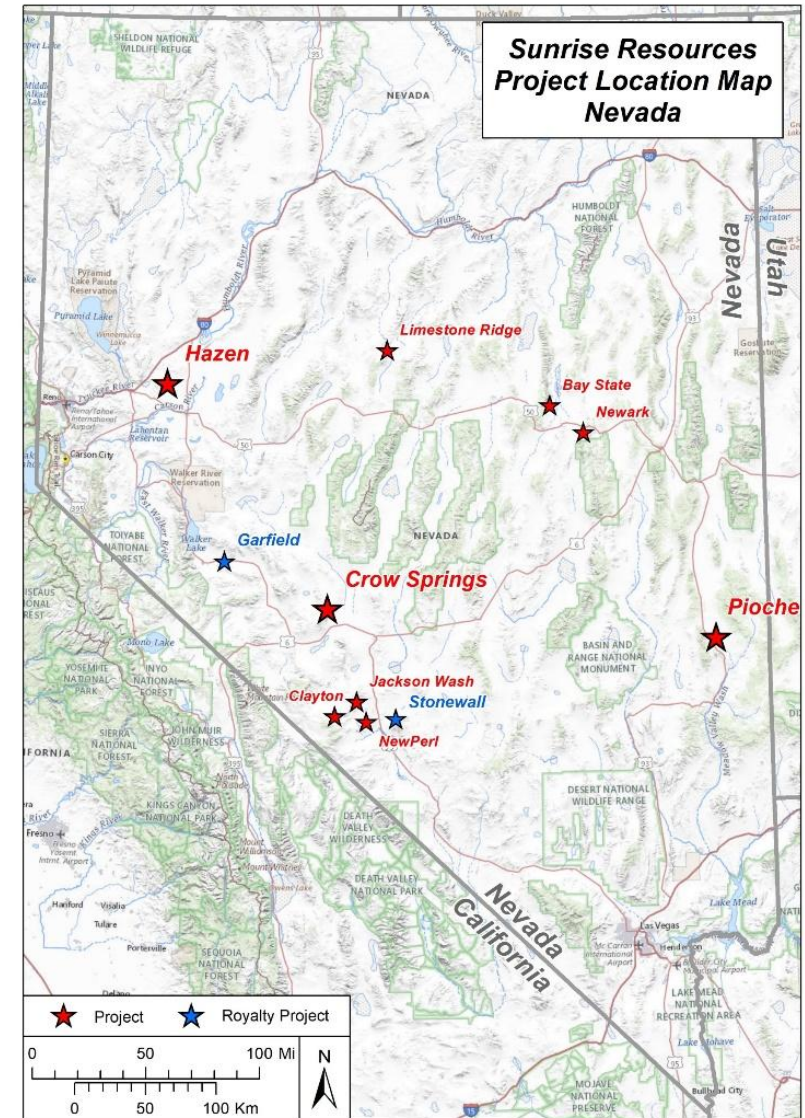
- Located in the prolific Walker Lane trend of porphyry copper and epithermal gold-silver projects.
- Historical drilling intersected widespread silver values but it is believed grades under reported dues to loss of fines using reverse circulation drilling.
- Company drilled a diamond drill hole to twin historical dill hole for grade check:
 - **7.92m mineralised interval graded 303 g/t (8.84 ounces/ton) silver** and 0.2 g/t gold (from 82.30m down hole).
 - **84% higher silver grade** compared to twinned 1980s-hole which reported 7.62m grading 165 g/t silver (4.8 ounces/ton) and 0.4 g/t gold (silver bearing sulphides fines lost to drill water).
- **Follow up drilling now required.**



OTHER EXPLORATION PROJECTS



- The Company holds a portfolio of other industrial mineral and precious metal projects in Nevada, USA.
- These projects present an attractive pipeline of projects held for exploration, sale and the generation of additional royalty interests.





Royalties have potential to provide recurring, high quality, risk-free income streams without capital contribution and regardless of profitability.

Crow Springs Diatomite (Industrial Mineral) Project - US\$6/tonne ore mined.

- Project now being developed by Dicalite Management Group as source of ore for their existing Basalt diatomite production facility.

Jacksons Wash Gold Project - Option for US\$500,000 payout 2.5% Net Smelter Return.

- Option held by major gold producer Kinross Gold Corporation.
- Integral to Kinross's Montezuma Gold Project.

Garfield Copper Project - 2% Net Smelter Return.

- Project under exploration by Guardian Metal Resources for porphyry copper deposit.

Stonewall Gold Project - 2% Net Smelter Return.

- Project under exploration by Guardian Metal Resources for epithermal gold deposit.



Balanced Portfolio of Resource Projects in Nevada and Australia:

- Advance and exploration stage projects
- Industrial mineral, precious metal and base metal projects
- Royalty interests



Nevada & Western Australia - Favourable Mining Jurisdictions:

- Nevada is rated #1 for Investment Attractiveness Index for global mining jurisdictions (Fraser Institute Survey 2025) setting the industry benchmark
- President Trump’s onshoring policies to benefit commodities in the USA
- Western Australia is ranked #4 by Fraser Institute



Hybrid Project Generator/Explorer Model

- Track record of generating high value projects at low cost



**Low market capitalisation
= very attractive entry price**

Management’s shareholdings aligned with investors’ interests

Directors Shareholdings (as at 23 March 2026)		
Patrick Cheetham	685,761,926	8.78%
Adam Hainsworth	325,738,372	4.17%
James Cole	72,533,808	0.93%

Share Structure (as at 23 March 2026)	
Listing	AIM: SRES
Shares on issue	7,812,401,836
Warrants (0.05-0.195p)	17,000,000
Market Capitalisation (undiluted)	£2.15 million
Share Price 12-month range	0.013-0.040p

The background of the slide features a vibrant sunrise over the Earth's horizon, with the sun's rays creating a starburst effect. The company name is prominently displayed at the top in white, bold, sans-serif font. The word 'SUNRISE' is larger and includes a stylized sun icon within the letter 'I'. Below it, 'RESOURCES plc' is written in a smaller font.

SUNRISE

RESOURCES plc

For more information;

www.sunriseresourcesplc.com

Contact:

info@sunriseresourcesplc.com